

Using LinkedIn Learning



St. Lawrence College

This is a manual that contains pertinent information about utilizing the training and informational videos on our Free Training Service, LinkedIn Learning

November 2021

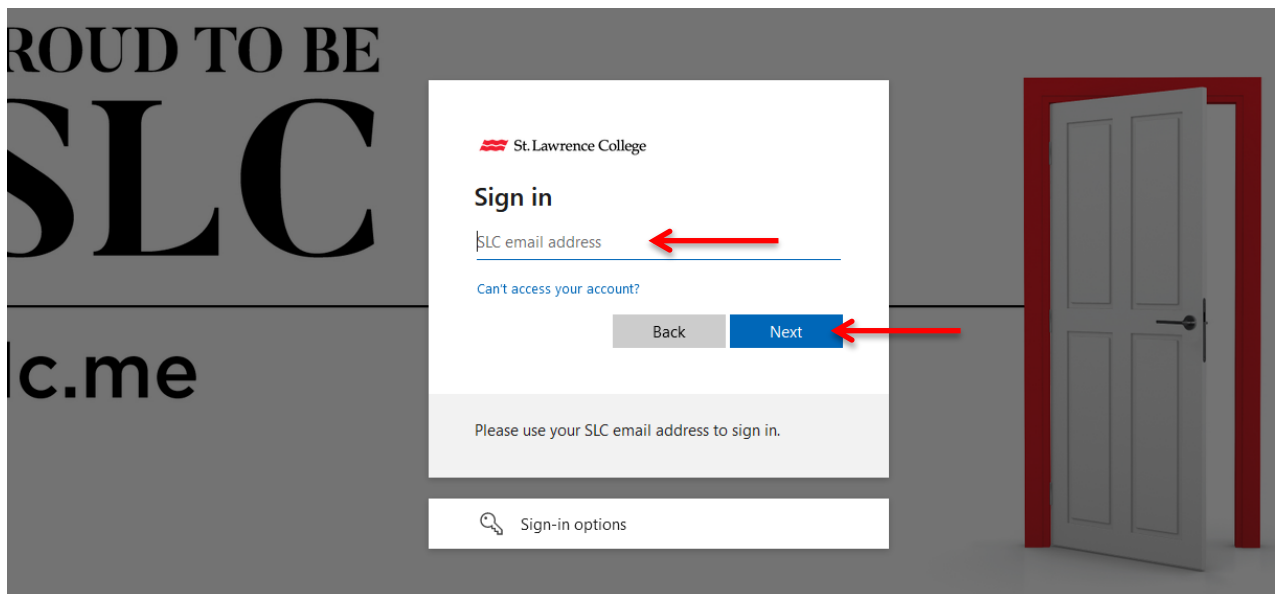
LinkedIn Learning

LinkedIn.com is a privately held online education company offering thousands of video courses in software, creative, and business skills. The company produces video tutorials taught by industry experts. St. Lawrence College offers this tool to Students and Staff free of charge.

Logging In

Go to <http://SLC.me>

You will be able to login with your SLC email address and click on 'Next'. Remember that your SLC email address ends with *@student.sl.on.ca*



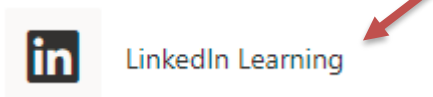
You will then be prompted to enter your password and click the 'Sign-in' button.

Enter password

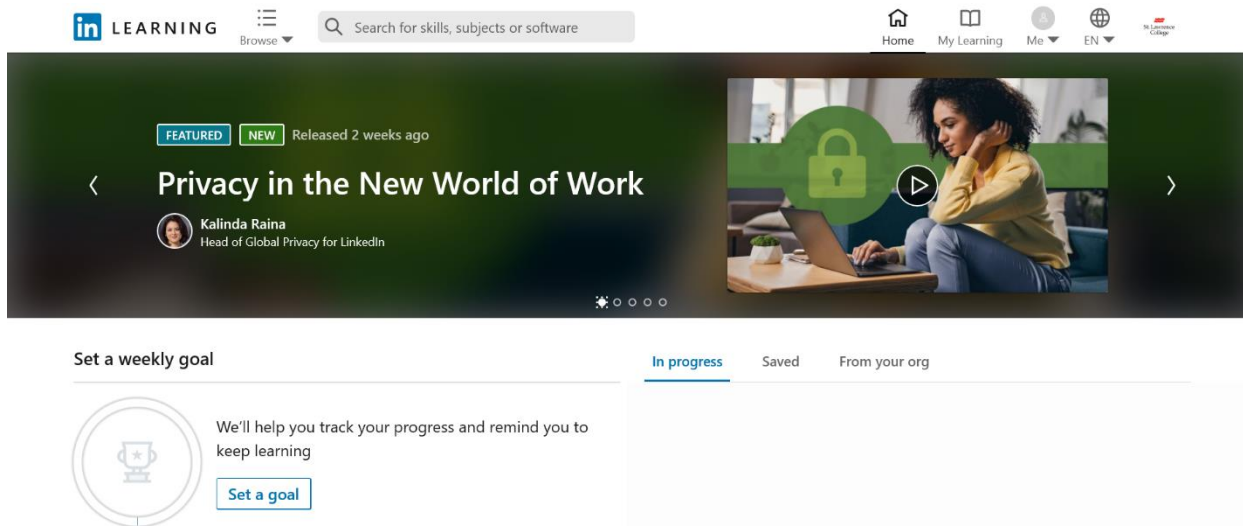
Password 

[Forgot my password](#)

You can log into SLC.ME then select the LinkedIn Learning app on the home page.

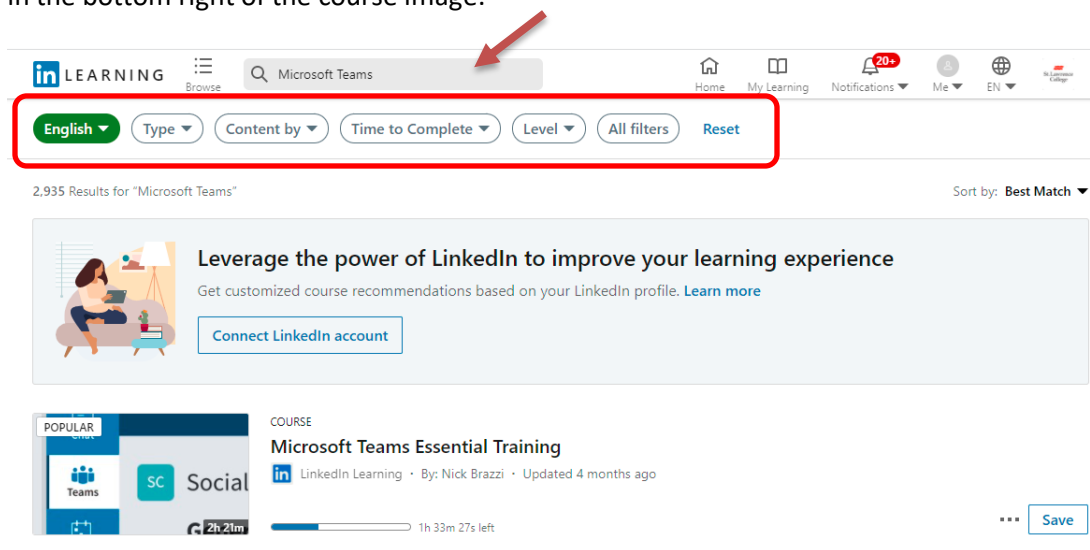


You will arrive here and you can familiarize yourself with the features and customize the settings.

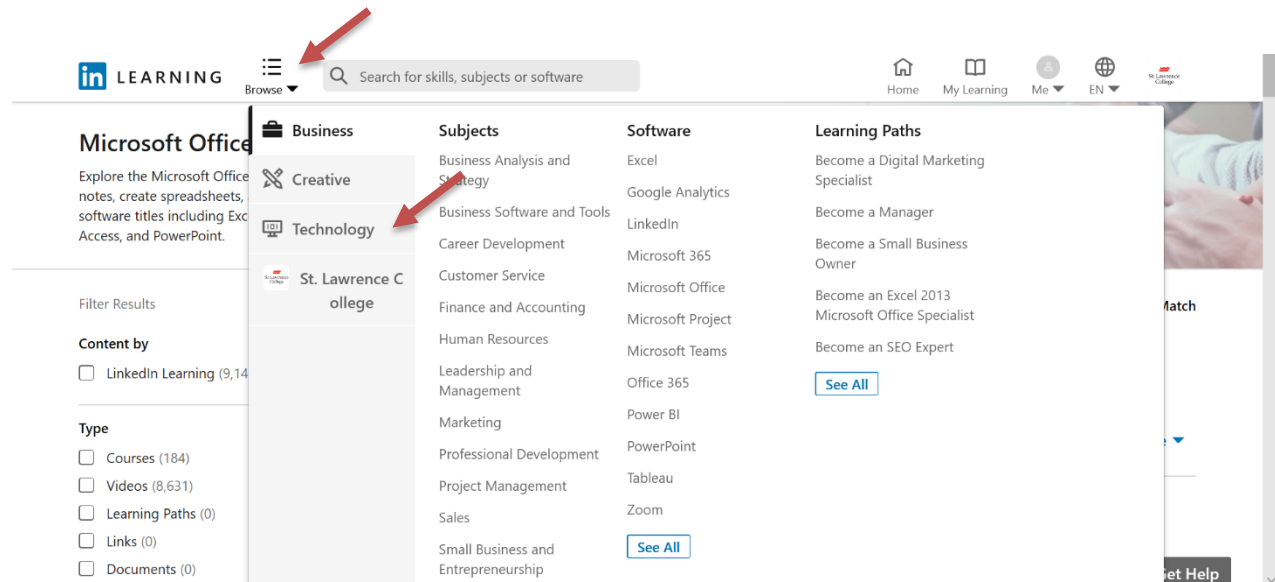


Searching for a Topic

You can Search for whatever topic you're looking for in software, creative, and business skills. If you receive too many Results you can narrow down some options by using the dropdown bars on the left-hand side. You can select the course Type, Level, Software etc. Note the length of the videos are displayed in the bottom right of the course image.



You can also search courses by clicking on the Browse drop down bar. Here you can select by Category, Subject, Software, and, Learning Paths.



LinkedIn Learning features allow you to save incomplete courses to return to at a later date. It will also save completed courses for reference purposes. LinkedIn Learning will track your progress and remind you to keep learning!