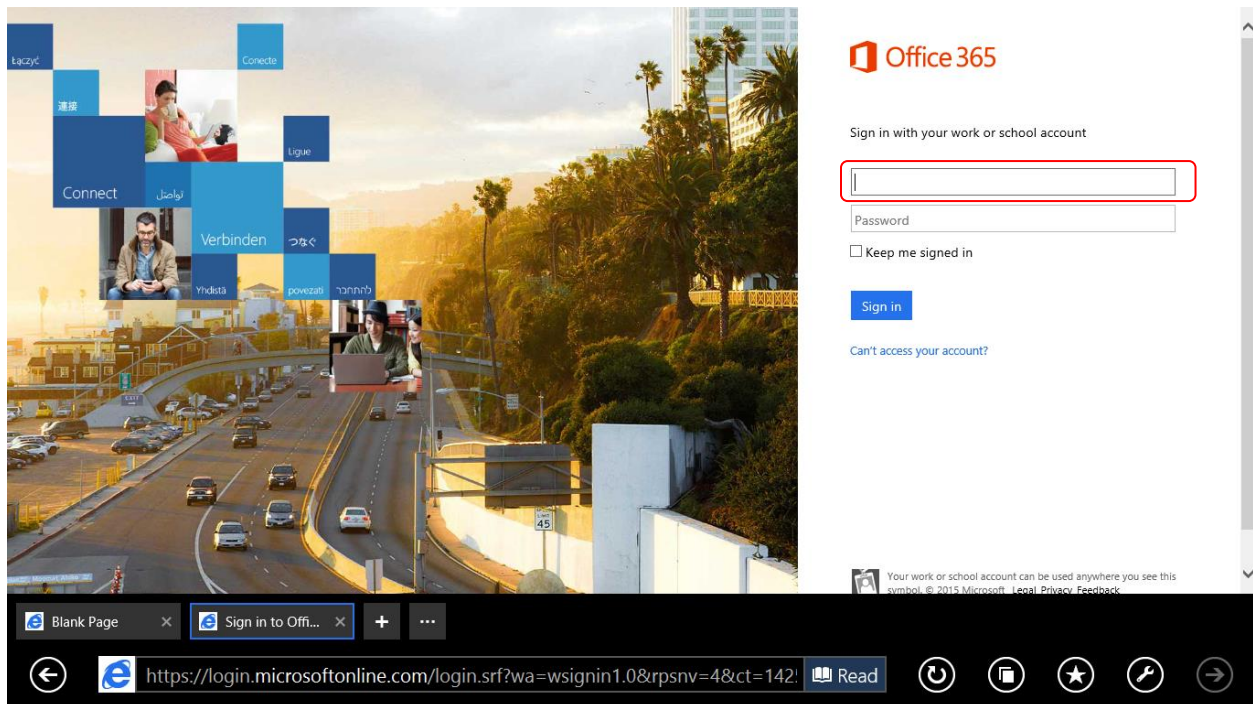


## MS Office Home Installation.

The following instructions are intended to assist you with connecting to the Microsoft Office 365 site to download free MS Office products to your personal (non-SLC) device. Once connected to the site you will have the ability to download MS Office applications onto five personal devices including Windows and Mac computers, tablets, iPads and smartphones.

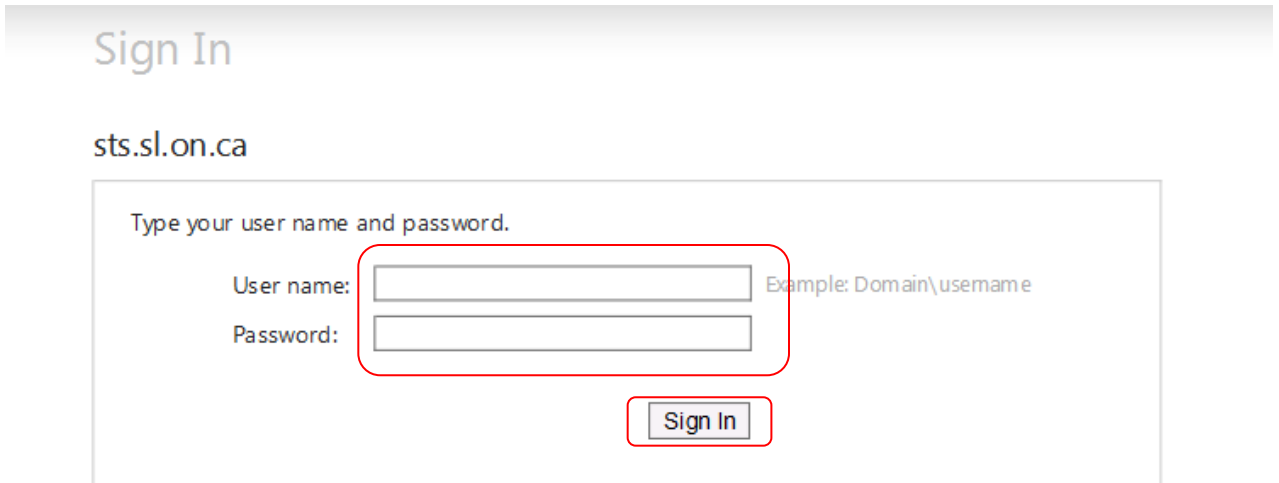
### Installation Process

1. From your browser navigate to <http://portal.office.com/home>
2. Enter your full SLC userid (username@sl.on.ca) in the 1<sup>st</sup> box and press the enter or tab key, no password is required at this time.



## MS Office Home Installation.

3. In the STS pop-up window, enter your slc userid and password (the same one you use to log into your computer at work) and select “Sign In”



Sign In

sts.sl.on.ca

Type your user name and password.


User name:  Example: Domain\username

Password:

Sign In

4. Once logged in you'll be presented with your Office 365 Home Page.

*Note: Page presentation may vary based on your hardware & software platform.*



Office 365 Home

Let your ideas go free.

Collaborate with Office Online

Yammer OneDrive Delve Video Word Online Excel Online PowerPoint Online

OneNote Online Sway

Install Office on more devices

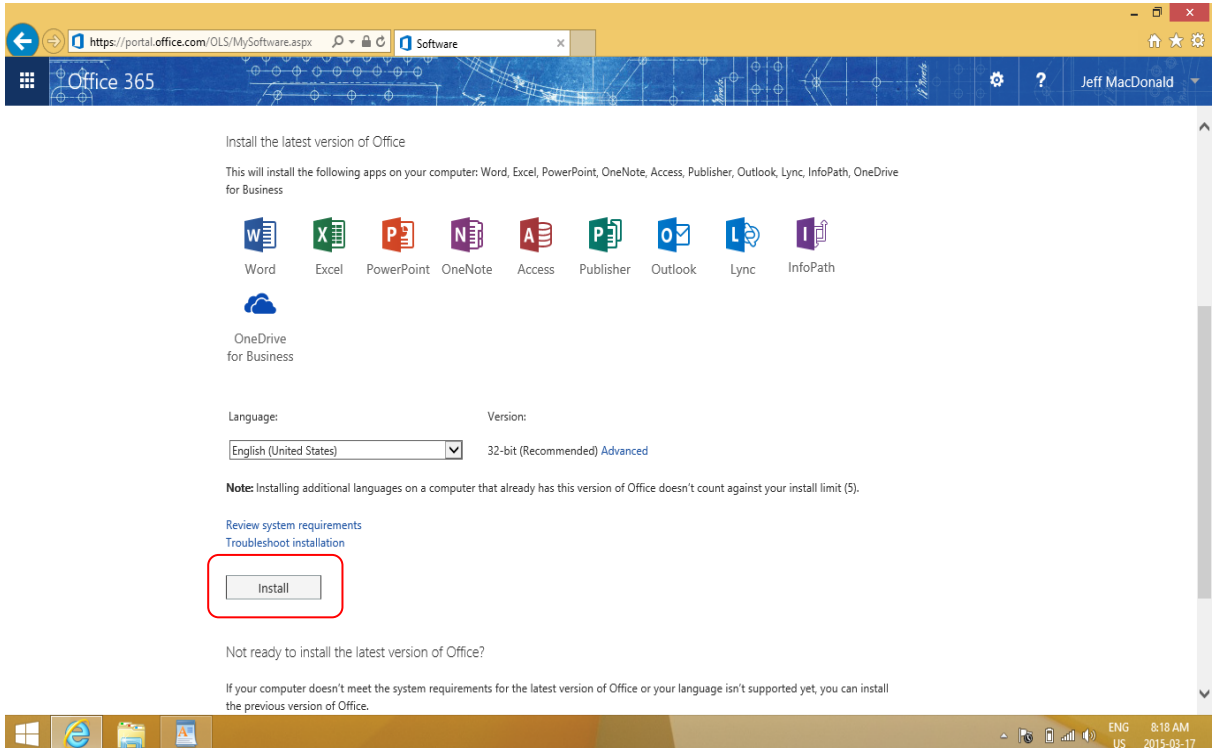
On a PC or Mac: Install

Smartphone or tablet? Get Office on your devices

Learn how to set up email and Office 365 apps on your device

## MS Office Home Installation.

5. Locate the “Install” option found on the screen presented to you on your device. Click on the Install and follow the installation instructions presented to you based on your hardware and software platform.



Install the latest version of Office

This will install the following apps on your computer: Word, Excel, PowerPoint, OneNote, Access, Publisher, Outlook, Lync, InfoPath, OneDrive for Business

Word Excel PowerPoint OneNote Access Publisher Outlook Lync InfoPath

OneDrive for Business

Language: English (United States) Version: 32-bit (Recommended) Advanced

**Note:** Installing additional languages on a computer that already has this version of Office doesn't count against your install limit (5).

[Review system requirements](#)  
[Troubleshoot installation](#)

**Install**

Not ready to install the latest version of Office?

If your computer doesn't meet the system requirements for the latest version of Office or your language isn't supported yet, you can install the previous version of Office.