

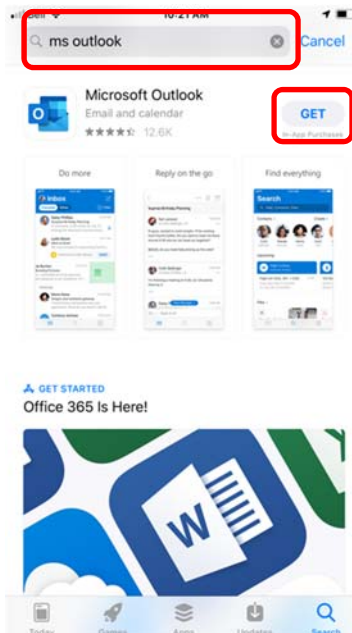
## Installing MS Outlook on iOS 11+ devices

---

### 1. Open the App Store



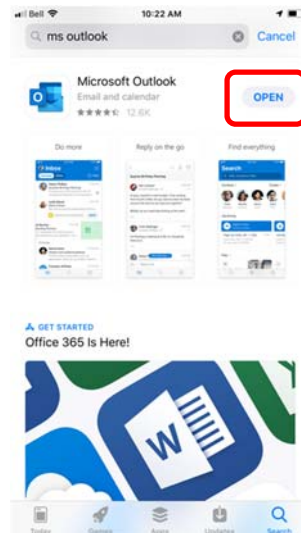
### 2. Search for MS Outlook and select "GET". You may be required to verify your AppleID to complete the installation.



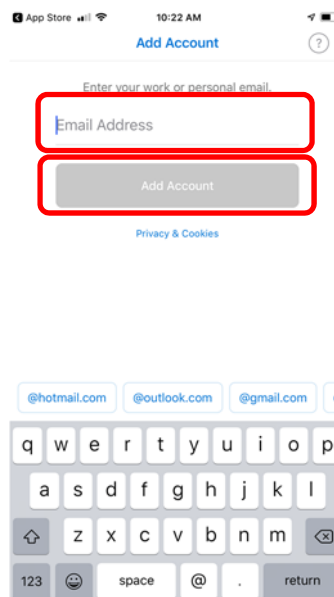
## Installing MS Outlook on iOS 11+ devices

---

### 3. Open the MS Outlook App

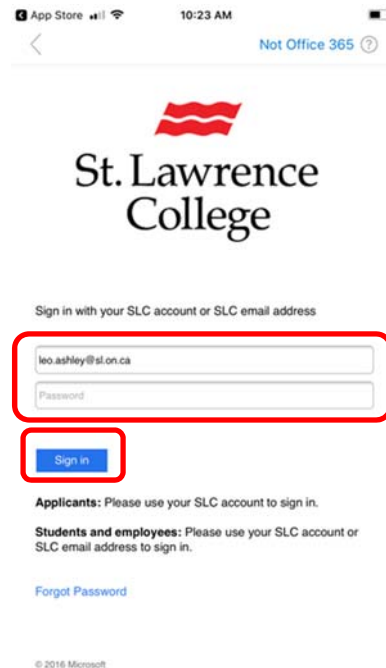


### 4. Enter your SLC email account in the Email Address field and select Add Account.



## Installing MS Outlook on iOS 11+ devices

5. You will now be required to log in to your SLC account using your SLC userid and password or email address and password and click Sign in



App Store 10:23 AM Not Office 365 ?

St. Lawrence  
College

Sign in with your SLC account or SLC email address

leo.ashley@sl.on.ca

Password

Sign in

Applicants: Please use your SLC account to sign in.

Students and employees: Please use your SLC account or SLC email address to sign in.

[Forgot Password](#)

© 2016 Microsoft

6. The MS Outlook will now automatically configure your account and present you with your Inbox screen, click "Skip" if you wish to ignore the tutorial.

